

DR. AMBEDKAR INSTITUTE OF TECHNOLOGY
UNIT UNDER PANCHAJANYA
VIDYA PEETHA WELFARE TRUST
Dr.AIT CAMPUS, NEAR JNANABHARATI
BANGALORE - 560056


FINANCIAL YEAR : 2018-19
YEAR ENDING : 31.03.2019
STATUS : TRUST
PAN : AAATP1325M


BALANCE SHEET AS ON 31.03.2019

CAPITAL FUND AND LIABILITIES	SCH.	As at 31.03.2019	As at 31.03.2018
Capital Fund	1	100,000.00	8,665,717.04
Deposits	2	2,385,346.00	1,613,449.00
Other Liabilities	3	15,528,218.93	32,418,836.50
Inter Unit Fund Transfers Under Trust	4	186,256,188.70	147,956,188.70
Specific Grant	5	16,707,601.83	17,503,942.53
Vishweshwaraya Tech. University	6	4,390,414.83	4,390,414.83
Specific Grants for Fixed Assets	7	19,294,235.67	22,000,678.67
		244,662,005.96	234,549,227.27
PROPERTIES AND ASSETS	SCH.	As at 31.03.2019	As at 31.03.2018
Fixed Assets	8	84,568,182.91	53,958,906.91
Deposits And Investments	9	1,648,695.25	1,502,035.25
Loans And Advances	10	11,744,004.36	2,405,593.00
Cash At Bank	11	109,115,006.97	154,682,013.44
Fixed Assets - Purchased out of Grants	12	19,294,235.67	22,000,678.67
Deficiency Fund	13	18,291,880.80	-
		244,662,005.96	234,549,227.27

For Dr Ambedkar Institute of Technology, Bangalore

Refer our Audit Report of Even Date
For **Mallya & Mallya**
Chartered Accountants


Managing Trustee
Date : 07/09/2019
Place: Bangalore


Principal
Dr. Ambedkar Institute of Technology
Bangalore - 560 056.


CA CS Prashanth
Partner
M.No: 218355
Firm Reg: 001955S



DR. AMBEDKAR INSTITUTE OF TECHNOLOGY
UNIT UNDER PANCHAJANYA
VIDYA PEETHA WELFARE TRUST
Dr.AIT CAMPUS, NEAR JNANABHARATI
BANGALORE - 560056

FINANCIAL YEAR : 2018-19
YEAR ENDING : 31.03.2019
STATUS : TRUST
PAN : AAATP1325M

INCOME AND EXPENDITURE ACCOUNT (AIDED) FOR THE YEAR ENDED 31.03.2019

EXPENDITURE	Amount (Rs)	Amount (Rs)	INCOME	Amount (Rs)	Amount (Rs)
To DTE Contribution to Salary			By DTE Contribution to Salary		206,927,432.00
Salary Contribution	207,144,261.00		By Tution Fees Collected from Students(as per details)		46,230,338.00
15% Management Contribution to salary	36,299,736.00	243,443,997.00	By Other Fee (as per Details)		1,312,615.00
To Supplementary Bills (Paid by Management)			By Other Income		3,529.00
AICTE Sixth Pay Arrears paid to Staffs			By Management Contribution Towards Supplimentary Bills		30,486,794.00
15% Management Contribution to 6th pay arrears	14,855,089.00		By Interest on Bank Balances		1,806,955.65
6th Pay Arrers Teaching Staff	20,620,683.00		By Recovery of Salary		1,105,406.00
Non-Teaching (State scale)	4,352,142.00				
Earned Leave Encashment	6,681,985.00				
Supplementary Salary	266,430.00				
Time Bound Arrears	1,522,792.00				
DA Arrears	2,808,356.00	51,107,477.00			
To Salary recoveries from AICTE Arrears		8,678,312.00	By Salary recoveries from AICTE Arrears		8,678,312.00
To Administrative Expense		5,479,519.28			
Excess of Income Over Expenditure		(12,157,923.63)			
		296,551,381.65			296,551,381.65


For Dr Ambedkar Institute of Technology, Bangalore


Managing Trustee

Date :07/09/2019
Place: Bangalore


Principal
Dr. Ambedkar Institute of Technology
Bangalore - 560 056.

Refer our Audit Report of Even Date
For **Mallya & Mallya**
Chartered Accountants


CA CS Prashanth
Partner
M.No: 218355
Firm Reg: 001955S



INCOME AND EXPENDITURE ACCOUNT (UNAIDED) FOR THE YEAR ENDED 31.03.2019

EXPENDITURE	Amount (Rs)	Amount (Rs)	INCOME	Amount (Rs)	Amount (Rs)
<u>Un Aided Branches</u>			By Fee collection from students		128,200,230.00
Salary to Staffs	160,213,450.00		<u>By Other fees</u>		
Supplementary salary	445,191.00		Other Fees Collected from Students (As per Details)		85,556,590.37
Honorarium Salary	2,380,641.00		By Rent		162,000.00
DA Arrers	1,885,402.00		By Autonomous towards Admin Expenses		7,721,801.00
Recovery of Salary	(478,819.00)	164,445,865.00	By Scrap sales		213,740.00
To Employer Contribution			<u>By FDP Workshop</u>		
PF	6,999,679.00		Registration	27,000.00	
ESI	711,054.00	7,710,733.00	Expenditure	(22,000.00)	5,000.00
To Administrative expenses		28,080,631.67	By Bank Interest		3,672,130.09
To VTU A/c (as per details)		715,589.00	By Consultancy Income		251,640.00
To Affiliation fee -VTU		1,370,000.00	By VTU A/c as per Details		6,142,706.00
To Management Contribution for Arrears		30,486,794.00	To Sponsorship		
To TEQIP Gate Expenditure		703,500.00	Received	551,000.00	
To Annual Consortium fee -VTU		200,000.00	Expenditure	(119,000.00)	432,000.00
To Gratuity Paid		2,470,995.00	<u>By KPSC Remuneration</u>		
To Depreciation		10,890,204.00	Received	154,640.00	
			Paid	(137,840.00)	16,800.00
Excess of Income Over Expenditure		(14,699,674.21)			
		232,374,637.46			232,374,637.46


For Dr Ambedkar Institute of Technology, Bangalore



Managing Trustee

Date :07/09/2019

Place: Bangalore


Principal
Dr. Ambedkar Institute of Technology
Bangalore - 560 056.

Refer our Audit Report of Even Date

For **Mallya & Mallya**

Chartered Accountants


CA CS Prashanth
Partner

M.No: 218355

Firm Reg: 001955S



DR. AMBEDKAR INSTITUTE OF TECHNOLOGY
UNIT UNDER PANCHAJANYA
VIDYA PEETHA WELFARE TRUST
Dr.AIT CAMPUS, NEAR JNANABHARATI
BANGALORE – 560056

FINANCIAL YEAR : 2018-19
YEAR ENDING : 31.03.2019
STATUS : TRUST
PAN : AAATP1325M

RECEIPT AND PAYMENT ACCOUNT FOR THE YEAR ENDED 31.03.2019

RECEIPTS	Amount (Rs)	Amount (Rs)	PAYMENTS	Amount (Rs)	Amount (Rs)
To Opening Balance - Cash at Bank Accounts		154,682,013.44			
AIDED BRANCHES			AIDED BRANCHES		
To Fees Collected from Students(as per details)		46,230,338.00	By Employee Benfit Expenses (Establishment Expenses)		
To Other Fee (As per Details)		1,312,615.00			
To DTE Contribution to Salary			DTE Contribution to Salary		
95% of 85% salary	199,641,166.00		Salary Contribution	207,144,261.00	
5% of 85% salary	7,286,266.00	206,927,432.00			
			15% Management Contribution to salary	36,299,736.00	243,443,997.00
			By Supplemanary Bills (Paid by management)		
			Earned Leave Encashment	6,681,985.00	
			Supplementary Salary	266,430.00	
			Time Bound Arrears	1,522,792.00	
			DA Arrears	2,808,356.00	
			Non-Teaching (State Scale)	4,352,142.00	
			AICTE Sixth Pay Arrears paid to Staffs		
To Salary recoveries		1,105,406.00	Teaching	20,620,683.00	
To Salary recoveries from AICTE Arrears		8,678,312.00	15% Management Contribution to arrears	14,855,089.00	51,107,477.00
To 15% Management Contribution Received		36,299,736.00	By Salary recoveries from AICTE Arrears		8,678,312.00
To Management Contribution for Arrears		30,486,794.00	By 15% Management Contribution Transferred		36,299,736.00
To Salary Deductions (as per details)		69,249,671.00			
To Interest on Bank Balances		1,806,955.65	By Salary Deductions (as per details)		69,273,361.00
To Advances Recovered (as per details)		22,155,464.00	By Administrative Expenses (as per details)		5,479,519.28
To Tax Deducted at Source		41,086,573.00	By Advances Paid (as per details)		26,596,746.86
To Festival Advance Recovered		927,500.00	By Tax Deducted at Source		41,075,243.00
To GIP received		361,221.00	By Festival Advance Paid		902,500.00
To Other Income		3,529.00	By GIP Paid		361,221.00
To Write back entry (6th pay arrears)		36,193.00	By Write back entry (6th Pay Arrears)		18075.00
To Grants received			By Grants Expenses		
ISE Dept. -One Day Entrepreneur Awareness Program	88875.00				
E-Shiskshana (E-Learning) -VTU to ISE Dept.	25000.00		E-Shiskshana (E-Learning) -VTU to ISE Dept.	24600.00	
KSCST Grants -Students Project Program	21500.00		KSCST Grants -Students Project Program	3000.00	
VGST Grant Payable	500000.00	635,375.00	VGST Grant Payable	500000.00	527600.00
			By Purchase Of Capital Assets		
			Equipment's Purchased (as per details)	4,570,398.00	
			Software Purchased (as per details)	527,814.00	
			Furniture Purchased (as per details)	295,819.00	
			Books Purchased	20,961.00	5,414,992.00



UNAIDED BRANCHES			UNAIDED BRANCHES		
To Fees Collected from Students(As per Details)	128,200,230.00		By Employee Benefit Expenses (Establishment Expenses)		
To Other Fees Collected from Students including Student Activity fees(As per Details)	85,556,590.37	213,756,820.37	Salary to Staffs	160,213,450.00	
			Honorarium	2,380,641.00	
To Income from Autonomous Exam Section		7,721,801.00	DA Arrears	1,885,402.00	
			Supplementary salary	445,191.00	
To Salary Deductions (as per details)		32,434,247.00	Recovery of Salary	(478,819.00)	164,445,865.00
To Rent		162,000.00	By Gratuity paid		2,470,995.00
To Scrap sales		213,740.00	By Employer Contribution		
			PF	6,999,679.00	
To FDP (Workshop)			ESI	711,054.00	7,710,733.00
Registration	27,000.00		By Salary Deductions (as per details)		32,434,247.00
Expenditure incurred	(22,000.00)	5,000.00	By Administrative Expenses (as per details)		28,080,631.67
To Consultancy Income		251,640.00	By Management Contribution Towards		
To Interest on Bank - Unaided (as per details)		3,672,130.09	Supplimentary Bills		30,486,794.00
To KPSC Exam Remuneration			By Alumini Association A/C(As per details)		330,508.00
Received	154,640.00		By Annual Consortium fee- VTU		200,000.00
Paid	(137,840.00)	16,800.00	By Affiliation fee -VTU		1,370,000.00
To Amount received for salary Purpose			By Amount Paid towards salary deductions		
Mens and Ladies hostel	657,145.00		Mens and Ladies hostel	657,145.00	
Teqip	252,150.00		Teqip	252,150.00	
Autonomous	1,722,271.00	2,631,566.00	Autonomous	1,722,271.00	2,631,566.00
To VTU Account (as per details)		6,142,706.00	By VTU A/c (as per details)		715,589.00
To Advances Recovered (as per details)		3,444,617.00	By Advances Paid (as per details)		8,366,745.50
To Scholarship Received (As per Details)		50,211,269.00	By Scholarship Disbursement		68,222,860.00



To Students Education Loan Received		87,145.00	By Students Education Loan paid		162,380.00
To Sponserhip		551,000.00	By Sponserhip		119,000.00
To Tax Deducted at Source		10,962,848.00	By Tax Deducted at Source		10,887,204.00
To Caution deposit Received		272,750.00	By KEB Deposit		146,660.00
To Excess fee collected		892,535.00	By Excess fee Refunded		887,430.00
To Recovery of SD		499,147.00	By Refund of KSCST Grants		6,000.00
To Scholarship Bank Interest refundable		673,960.43	By EBF Loan		40,000.00
			By TEQIP Gate Fee paid		703,500.00
To Allumini Fee collected		545,500.00	By Refund of EBF		31,126.00
To Assosiation fee collected		190100.00	By Purchase Of Capital Assets		
			Equipment's from Un-Aided (as per details)	19,417,931.00	
			Furniture - Office	307,540.00	
			Capital Expenditure	16,219,852.00	
			Purchase of Books	139,165.00	36,084,488.00
To Grants Received			By Expenses out of Grants		
DST Mechanical	1,121,870.00		Revenue Expenditure	480065.00	
VGST E&E	192,636.30	1,314,506.30	Capital Expenditure	0.00	
			Refund of Grants	1,630,782.00	2,110,847.00
To INTER BANK TRANSFER			By INTER BANK TRANSFER		
From 201/46 to 512	10,300,000.00		From 201/46 to 512	10,300,000.00	
From Autonomous to 201/46	10,000,000.00		From Autonomous to 201/46	10,000,000.00	
From 201/44078 to 201/46	400,000.00		From 201/44078 to 201/46	400,000.00	
From 201/475 to 201/46	800,000.00		From 201/475 to 201/46	800,000.00	
From 201/70 to 201/46	1,100,000.00		From 201/70 to 201/46	1,100,000.00	
From 201/84 to 201/46	12,500,000.00		From 201/84 to 201/46	12,500,000.00	
From 201/31 to 512	65,375,967.00	100,475,967.00	From 201/31 to 512	65,375,967.00	100,475,967.00
To INTER UNIT TRANSFER WITHIN TRUST					
From Trust to 201/46	34,800,000.00				
Placement	3,500,000.00	38,300,000.00	By Closing Balance:		109,115,006.97
			Cash at Bank Accounts		
TOTAL		1,097,414,923.28	TOTAL		1,097,414,923.28

For Dr Ambedkar Institute of Technology, Bangalore


Managing Trustee


Date :07/09/2019
Place: Bangalore


Principal
Dr. Ambedkar Institute of Technology
Bangalore - 560 056.

Refer our Audit Report of Even Date
For Mallya & Mallya
Chartered Accountants


CA/CA Prashanth
Partner
M.No: 218355
Firm Reg: 0019555

1. On behalf of the Management, I hereby certify that the expenditure shown above have been actually incurred and that no part of it relates to scholarships or to articles for which a special grant is sanctioned under the Grant-in-aid rules.


Principal
Dr. Ambedkar Institute of Technology
Bangalore - 560 056.